



Light Truck Warranty and Maintenance Manual 轻卡保修保养手册

(Only for 4DE Series Engine of JAC)



Version Number 版本号: JAC-LT-4DE-2024-01

This manual applies to light truck equipped with 4DE series engine model, specific configuration is shown as follows:

本手册适用于轻卡配 4DE 系列发动机车型，具体配置如下：

Displacement 排量	Engine model 发动机型号	Emission 排放
2.7L	HFC4DE1-1B	Euro III
2.7L	HFC4DE1-1C	Euro IV
2.7L	HFC4DE1-1D	Euro V

This manual is an universal version released to the global dealers, since laws and regulations are slightly different in each market, it should be revised properly in the actual application according to the local laws and regulations.

本手册是面向全球经销商发布的通用版，因各市场法律法规略有不同，请各市场在实际运用时根据当地法律法规进行适当修订。

Advice

忠告

The “Warranty and Maintenance Manual” and “Owner's Manual” made the contract clear between JAC Motors and users on the quality assurance of products liability, establishment and termination of after-sales service rights and obligations. Please be sure to read the "Warranty and Maintenance Manual" and "Owner's Manual " seriously before using the company's products.

《保修保养手册》和《使用说明书》明确了江淮汽车与用户之间就有关产品的质量保证责任、售后服务方面权利与义务设立和终止的约定。请务必在使用本公司产品前认真阅读《保修保养手册》与《使用说明书》。

Particular Statement

特别申明

The vehicle produced by Anhui Jianghuai Automobile Group Corp., LTD will be distributed by_____.

_____ in _____ region, and sold to end users through the company's authorized sales service center, will also provide professional services and genuine parts and accessories to the end users by the company.

在安徽江淮汽车集团股份有限公司生产的本车辆将由_____在_____区域经销，并通过此公司的授权销售服务中心销售给最终用户，也将通过此公司向最终用户提供专业服务和纯正配件。

Distributor Company Name 经销商名称：

Address 地址：

Telephone 电话：



Vehicle Identification Number 车辆识别码 (VIN)

--	--	--	--	--	--	--	--	--	--	--	--	--	--	--	--	--

Engine Number 发动机号码

--	--	--	--	--	--	--	--	--	--	--	--

Vehicle Model 车辆型号:

Vehicle Color 车辆颜色:

Vehicle Delivery date 车辆交付日期:

Vehicle Mileage 交车时里程表读数:

Owner's Name 车主姓名:

Owner's Phone Number 车主联系电话:

Usage 使用性质:

Owner's Address 车主地址:

Name of authorized sales center 授权销售中心名字:

Tel of authorized sales center 授权销售中心电话:

Address of authorized sales center 授权销售中心地址:

Customer's Signature 顾客签名:

Sales Manager's Signature 销售经理签字:

Note: Please fill in this table when delivering the vehicle, and preserve the table, please do not tear off.

注: 交车时, 请填写此联, 并保留此联, 请勿撕下

Vehicle Identification Number 车辆识别码 (VIN)

--	--	--	--	--	--	--	--	--	--	--	--	--	--	--	--	--

Engine number 发动机号码

--	--	--	--	--	--	--	--	--	--	--	--

Vehicle Model 车辆型号：

Vehicle Color 车辆颜色：

Vehicle Delivery date 车辆交付日期：

Vehicle Mileage 交车时里程表读数：

Owner's Name 车主姓名：

Owner's Phone Number 车主联系电话：

Usage 使用性质：

Owner's Address 车主地址：

Name of authorized sales center 授权销售中心名字：

Tel of authorized sales center 授权销售中心电话：

Address of authorized sales center 授权销售中心地址：

Customer's Signature 顾客签名：

Sales Manager's Signature 销售经理签字：

Vehicle Ownership Change Record 车辆所有权变更记录

Second owner's information 第二任车主信息

Owner's name 车主姓名：

Owner's phone number 车主联系电话：

Owner's address 车主地址：

First owner's signature 第一任车主签名：

Second owner's signature 第二任车主签名：

Third owner's information 第三任车主信息

Owner's name 车主姓名：

Owner's phone number 车主联系电话：

Owner's address 车主地址：

Second owner's signature 第二任车主签名：

Third owner's signature 第三任车主签名：

Contents

目 录

1 Important Information 重要信息	17
1.1 Company's service system 本公司服务体系	17
1.2 Importance of this manual 本手册重要性	18
1.3 Use and maintenance of vehicle 车辆使用与保养	19
1.4 Procedure of customer satisfaction 用户满意程序	20
2 Part of the Warranty 保修部分	23
2.1 Warranty policy 质量保修政策	23
2.2 Warranty terms 质量保修条款	24
2.3 Not under warranty scope 不属于质量保修范围	25
2.4 Warranty procedure 质量保修程序	28
3 Part of Maintenance 保养部分	29
3.1 User's daily maintenance 用户日常维护	29
3.2 Periodical maintenance specification 定期保养规范	32
3.3 Periodical Maintenance Record 定期保养记录	45
3.4 Recommended Oil & Liquid 推荐的油液	53
Attachment: Authorized JAC Service Centers 附件: JAC 授权服务中心	56

1 Important Information 重要信息

1.1 Company's service system 本公司服务体系

Thank you sincerely for your choice of JAC Motors. We will serve you faithfully! The service commitment of JAC Motors is "Serve Miles & Smiles". We have the responsibility to make you satisfied with our products and services.

衷心感谢您选择江淮汽车，我们将竭诚为您服务。江淮汽车的服务承诺是“全程呵护、专业服务”，我们有责任使您对我们的产品和服务感到满意。

JAC Motors has set up a set of complete and effective service network, designed to provide you with efficient, reasonable and timely services. All of the authorized service centers are equipped with standard maintenance tools and equipment which can ensure effective, reasonable and timely completion of maintenance work. We will always make your vehicle in good technical condition and meet the requirements of the road driving, ensure the vehicle's driving reliability, keep the vehicle's own value.

江淮汽车设有一套完整有效的服务网络，旨在向您提供

高效、合理、适时的服务。所有授权服务中心均配有标准的维修保养工具和设备。保证有效、合理、按时完成保养维修工作，使您的车辆始终处于良好的技术状态并符合道路行驶的要求，确保车辆的行驶可靠性，保持车辆的自身价值。

JAC Motors has set up a set of complete quality guarantee system and warranty regulations, new vehicles shall have quality guarantee under normal use. In case of quality problems, you can put forward to JAC Motors authorized service center, the center is always ready to serve you, so please make full use of our service.

江淮汽车设有一套完整的质量保修体系和保修条例规定，正常使用状况下新购车辆均享有质量保修。如遇质量问题，您可向江淮汽车授权服务中心提出，江淮汽车授权服务中心时刻准备为您服务，请充分利用我们的服务。

Any defects of vehicles can only be solved by the way of repairing or replacing parts except situations prescribed by national laws and regulations, and the replaced parts that within

the quality warranty belongs to JAC Motors. The written warranty of quality responsibility that JAC Motors outline in this manual is the only guarantee for its products.

除国家法律法规另有规定外, 车辆的任何缺陷只能通过修理或更换零部件方式解决, 质量保修过程更换下的零部件归江淮汽车所有。江淮汽车在本手册中所阐述的书面质量保

修责任是适用于其产品的唯一保证。

The warranty regulations of JAC Motors are only related to the vehicle, and won't change along with the vehicle's ownership.

江淮汽车的保修规定只与车辆有关, 不因车辆所有权转移而改变。

1.2 Importance of this manual 本手册重要性

It can be sure the date that you purchased the car and the start date of the warranty of quality according to the data recorded in this manual.

根据本手册记载的数据可确认您所购车辆的交车日期和质量保修起始日期。

The vehicle data recorded in this manual can help JAC Motors authorized service center provide you quality warranty, maintenance and spare parts, etc. that apply to your vehicle.

本手册记载的车辆数据有助于江淮汽车授权服务中心向您提供适用于您车辆的质量保修、保养及备件等服务。

This manual provides regular maintenance period and maintenance items, please be sure to go to the authorized service center to maintain your vehicle according to the

regulations.

本手册规定了车辆的定期保养周期和保养项目, 请您务必按照规定到授权服务中心保养您的车辆。

After each complete maintenance, the relevant staff of JAC Motors authorized service center will record in "maintenance record" of this manual about the condition of maintenance so as to prove that your vehicle has been completed a necessary maintenance by the regulations. Once

your vehicle breaks down during the quality warranty period, the maintenance record of this manual will be one of the basis to confirm whether the vehicle is under warranty of quality for JAC Motors. Meanwhile, please also supervise the maintenance record of the authorized service center.

每完成一次保养,江淮汽车授权服务中心的有关人员将在本手册的“保养记录”内对保养情况作相应记录,证明您的车辆已按规定完成了一次必须的保养。在质量保修期内,一旦您的车辆发生故障,本手册的保养证明将是江淮汽车确认是否质量保修的依据之一。同时,也请您监督授权服务中心对保养的记录情况。

1.3 Use and maintenance of vehicle 车辆使用与保养

You have responsibility to fill oil and use vehicle correctly according to the requirements of this manual and owner's manual, and carry out regular and correct maintenance for your vehicle in accordance with the requirements of this manual. If your vehicle or spare parts lose efficacy by abuse, negligence, incorrect use or maintenance not in accordance with specified mileage/time interval, or be modified/installed without

Based on the importance of this manual, please take it with your vehicle, standby at any time. Please be sure to transfer this manual to the new owner when reselling the vehicle to others.

基于本手册上述重要性,请您随车携带本手册,随时备用。如将车辆转售他人,请务必将本手册转交新车主。

If lost, please contact with authorized service center of JAC Motors in time and get a new manual according to the relevant regulations.

如有遗失,请速与江淮汽车授权服务中心联系,按照相关规定进行补办。

permission, your quality warranty claims, and any direct or indirect quality warranty application will not be accepted by JAC Motors and authorized service centers.

您有责任按照本手册和《使用说明书》的要求正确加注油料以及正确使用车辆,并按照手册要求对您的车辆进行定期、正确的保养。若您的车辆或零部件因为滥用、疏忽、不正确使用或不按规定的里程/时间间隔进行保养,或未经批

准进行改装/加装而导致失效，您的质量保修主张，及任何直接或间接的质量保修申请将不被江淮汽车及授权服务中心接受。

Meanwhile, JAC Motors reserve the rights to change vehicles manufactured or sold by itself at any time, and don't need to undertake the obligation of same or similar changes on vehicles manufactured or sold previously.

同时，江淮汽车保留在任何时候更改由其制造或销售的车辆的权利，并无需承担在以前制造或销售的车辆上相同或类似更改的义务。

JAC Motors provide genuine parts that are consistent with vehicles quality. Genuine parts are designed specifically for your vehicle by JAC Motors, their quality and safety are proved by the company, fully apply to your vehicle. Therefore, be sure to use genuine parts of the company under any circumstances. JAC Motors cannot guarantee the reliability, security and adaptability of spare parts produced by other companies.

1.4 Procedure of customer satisfaction 用户满意程序

Your satisfaction is very important to us. Generally, all the

江淮汽车提供和整车品质一致的纯正备件。纯正备件是江淮汽车专为您的车辆设计的，其质量与安全性均经过本公司验证，完全适用于您的车辆，因此，任何情况下请务必使用本公司的纯正备件。本公司不能保证其他公司制造的备件的可靠性、安全性和适应性。

Your vehicle needs to increase the frequency of maintenance if it is used in the following bad situations. Such as: often short driving; drive on dusty, sandy or rough roads; frequent idle running; often drive under the condition of traffic jam or hotter weather; drive on the mountain or hill; drive as patrol cars, taxis or wagon; frequent driving below zero; often drive under the condition of stop-and-go traffic.

如果您的车辆在如下恶劣状况下使用，需要加大保养的频次。例如：经常短距离行驶；在多尘、沙地或粗糙不平的道路上行驶；频繁怠速；经常在交通拥堵的条件下或较热的天气下行驶；在山地或丘陵行驶；用作巡逻车、出租车或运货车；频繁在零度以下行驶；经常在走走停停的交通条件下使用。

things that related to vehicle use, quality warranty and

maintenance will be solved by the local authorized service center of JAC Motors. Despite the best intentions to everything, there still will be misunderstandings sometimes. If your problems failed to get satisfied solution, you can take the following steps:

您的满意对我们是非常重要的。通常，任何有关车辆使用、质量保修和维修的事情将由当地江淮汽车授权服务中心解决。某些时候，尽管对所有的事情有最好的打算，但误解仍可能产生。如果您的问题未能得到满意解决，您可以采用以下步骤：

Step one: Discuss your problems with the authorized service center manager.

第一步：与授权服务中心管理人员商讨您的问题。

Generally, discussions with business receptionist of authorized service center of JAC Motors can quickly solve your problems. You can contact with authorized service center manager of JAC Motors if you are still in doubt.

通常，与江淮汽车授权服务中心的业务接待员商讨可以很快解决您的问题。如果您还存在疑问，可以与江淮汽车授权服务中心管理人员联系。

Step two: If you feel no further help and problems still can't be solved after you contact with authorized service center manager of JAC Motors, please contact the hotline of local chief distributor.

第二步：如果您在联系了江淮汽车授权服务中心管理人员后，感到问题没有进一步的帮助，仍然不能解决，则请与当地总经销商热线联络。

We encourage you to contact with the local distributor and offer advice when you are puzzled about some problems of your vehicle, so that you can get the right answer. Please provide the following information at the same time when you call:

当您对您车辆的一些问题感到困惑时，我们鼓励您与当地的经销商联系并提供宝贵建议，以便您获取正确的答复。在您来电的同时请提供以下信息：

- Your name, address, phone number of residence or company

您的姓名、地址、住宅或公司的电话号码

- VIN (Can be found from the vehicle registration or label, or in the left top of the dashboard that can be

seen through the windshield, or on the frame of car)

车辆识别号码（可从车辆登记或标牌上找到，或在仪表板左顶部，可通过挡风玻璃看到，或在车架上）

➤ Vehicle sale date and current mileage

车辆销售日期和当前里程数

➤ Real condition of problems

问题实况

2 Part of the Warranty 保修部分

2.1 Warranty policy 质量保修政策

- Vehicle warranty period 整车质量保修期

Years or **Km**
年或 **公里**

In the meantime, if there are products quality problems of your vehicle, JAC Motors will provide free repair or replacement parts in accordance with the regulations of the warranty policy.

在此期间，若您的车辆出现产品质量问题，江淮汽车将按照质量保修规定，提供免费修理或更换零部件。

- Parts classification and warranty period 零部件种类及质量保修期

Please refer to the service agreement signed by both parties.

具体见双方签订的服务协议。

2.2 Warranty terms 质量保修条款

- Warranty period: calculate from the date of the invoice issued of the car, end in the last day of the quality warranty period or the final mileage according to odometer (it depends on time and mileage which arrives first, the vehicle is no longer entitled to warranty rights as long as time or mileage is out of the scope; according to the normal odometer display, if the odometer has a replacement record, mileage is accumulated); If the vehicle changes ownership, the warranty period is calculated from the date that the vehicle sold to the original owner, and the mileage is accumulated.

质保期计算：从购车发票开具之日起计算，结束于质保期的最后一天或里程表显示最终截止里程（时间和里程规定以先达到者为限，即只要有一项超出范围，车辆即不再享有保修权利；按正常状态下里程表显示，如果里程表有更换记录，行驶里程累计）；如果车辆易主，质保期限从车子卖给最初车主之日算起，行驶里程累计。

- Warranty Scope: during the quality warranty period, quality defects or damages caused by parts design, production, assembly and raw materials defects;

replacement or maintenance of parts during the warranty period shall not extend the warranty period of the vehicle or parts.

保修范围：在质量保修期内，因零部件设计、生产、装配及原材料缺陷原因引起的质量缺陷或损坏；保修期间的零部件更换或维修，不能延长车辆或零部件的保修期。

- Repair costs: vehicle maintenance costs within the scope of quality warranty (man-hour costs, spare parts costs, accessories costs) shall be borne by JAC Motors, no charge to the customer.

修理费用：质量保修范围内的车辆维修费用（工时费用、备件费用、辅料费用）由江淮汽车承担，不向客户收取。

- Repair time: in the quality warranty period, the authorized service center of JAC Motors need reasonable and sufficient time for repair.

修理时间：在质量保修期内，江淮汽车授权服务中心需要合理、充分的时间进行维修。

- Additional costs: quality warranty does not include the economic loss caused by the vehicle stopped or additional costs except as otherwise prescribed by national laws and regulations. Such as: economy and time loss caused by unable to use the vehicle; the cost of the storage of the vehicle; vehicle rental fee; lodging, dining, or other fees along the way.

2.3 Not under warranty scope 不属于质量保修范围

- Don't carry out regular maintenance of the vehicle according to the standards and rules of JAC Motors, as users give up the right of warranty quality automatically.
未根据江淮汽车的标准和规定开展车辆的定期保养，视为用户自动放弃质量保修权力；
- No quality warranty certificates such as warranty and maintenance manual or purchasing invoice.
无保修保养手册或购车发票等质量保修凭证；
- During the warranty period, the vehicle that don't carry out regular maintenance in JAC Motors authorized service center, or damage to the vehicle caused by using

附加费用：除国家法律法规另有规定外，质量保修不包括由于车辆停用所造成的经济损失或附加费用。举例包括：无法使用车辆造成的经济和时间损失；贮存车辆的费用；车辆租借费用；寄宿、就餐或其他沿途费用。

unauthorized parts without the consent of JAC Motors.

在保修期内，未在江淮汽车授权服务中心进行定期保养的车辆，或未经江淮汽车同意，使用了未经认可的零部件而引起的车辆损坏；

- Direct or indirect damage to vehicles caused by improper use, artificial damage or accident (such as a car accident) and other non-product quality reasons.
由于使用不当、人为损坏或意外事故（如车祸）等非产品质量原因造成的直接或间接的车辆损坏；
- Damage to vehicles that under the special conditions of use (such as for auto rally, test, etc.), or beyond the

regulation limit scope of "Owner's manual" (such as maximum load, engine speed, capacity, etc.).

车辆在特殊使用条件下（如用于汽车拉力赛、试验等），或者超出《使用说明书》规定的极限范围（如最大负荷、发动机转速、定员等）而造成的车辆损坏；

- Repair caused by the use of unauthorized liquid material such as fuel, lubricating oil (such as engine oil, brake fluid, clutch fluid, coolant, methanol fuel, etc.).

由于使用未经认可的燃料、润滑油脂等液态物质（例如发动机油、制动液、离合器液、冷却液等）而引起的维修；

- Damage to vehicles caused by using corrosive or inferior cleaner.

因对车辆使用腐蚀性或劣质清洗剂造成的车辆损坏；

- Any failure caused by refit without the consent of JAC Motors (engine, vehicle performance change, extend using range, etc.).

未经江淮汽车同意的改装而导致的任何故障（发动机改造、车辆性能改变、扩展使用范围等）；

- Losses of expansion caused by not going to JAC Motors authorized service center for repair in time when vehicle fails, or don't take advice and continue to use the vehicle.

车辆发生故障未及时到江淮汽车授权服务中心接受检修，或不听从建议继续强行使用而引起的扩大的损失部分；

- Damage caused by force majeure (earthquake, flood, hurricane, hail and other natural disasters), or by fire, car accident, theft and other human error or negligence and secondary damage.

因不可抗力(地震，洪水，飓风，冰雹等自然灾害)，或由于火灾、车祸、偷盗以及其他人为失误或疏忽导致的损伤以及由此引起的二次损伤；

- Any vehicle malfunction caused by dust, chemical reagents, seawater, sea breeze, salt or other similar reasons, and part or whole vehicle body immersed in water.

任何由于烟尘、化学试剂、海水、海风、盐类或其他类似原因，以及部分或全部车身浸在水里导致的车辆故障；

- Bad feeling that is very mild and not affect product quality

and function is not caused by material and manufacturing defects admittedly.

公认不是由于材料和制造缺陷的非常轻微的, 不影响产品质量、功能的不良感觉;

- The vehicle maintenance that actual mileage of the vehicle is not available after odometer is adjusted or replaced.

里程表被调整、更换后, 车辆实际里程无法获得的车辆维修;

- Expenses caused by normal maintenance (regular maintenance), inspection and adjustment (such as idle

speed, fuel consumption, CO value, ECU, lights, four-wheel alignment, tire dynamic balance...etc.).

正常检验调整 (如怠速、油耗、CO 值、ECU、灯光、四轮定位的检查调整、轮胎动平衡等) 和保养维修 (如定期保养等) 发生的费用;

- Lubricating oils, brake fluid, coolant, cleaning fluid and refrigerants in normal wear.

正常损耗的润滑油、制动液、冷却液、清洗液、制冷剂。

2.4 Warranty procedure 质量保修程序

As any other quality warranty involved in this manual, when your vehicle has not through relevant test, or you doubt there are problems with parts any time, you should send your vehicle to JAC authorized service center as soon as possible in order to obtain the correct inspection, maintenance and repair services.

正如本手册中所涉及的其他质量保修一样，当您的车辆未通过相关测试，或任何时候您怀疑零部件有问题时，您应该尽快将您的车辆送到 JAC 授权服务中心以获得正确的检查、保养和维修服务。

Repairs meeting quality warranty requirements will be carried out by JAC authorized service center for free. All costs of repairs that can not meet quality warranty requirements will be paid by customers. You will be told whether get the quality warranty in a reasonable period of time. JAC authorized service center will give you a copy of quality warranty maintenance list that list the whole quality warranty items in every time after the warranty for your vehicle.

符合质量保修的维修将由江淮汽车授权服务中心免费进行。不符合质量保修的一切费用将由您支付。您将在一个合理的时间内被告知是否得到质量保修。江淮汽车授权服务中心在每次为您的车辆进行保修后，将给您一张质量保修维修单的副本，上面列明所有质量保修项目。

3 Part of Maintenance 保养部分

The right vehicle maintenance can not only make your vehicle in good working condition, but also is beneficial to environmental protection. All recommended maintenance program is very important. Improper maintenance will even affect the air quality we inhaled. Incorrect height of liquid level or wrong inflating volume of your tires will increase automobile emissions. In order to protect the environment and keep your vehicle in good condition, please maintain your vehicle correctly.

正确的车辆保养不但可使您的车辆处于良好的工作状态，而且也有利于环境保护。所有推荐的保养程序都非常重要。不适当的保养甚至会影响我们人体吸入空气的质量。不正确的液面高度或错误的轮胎充气量将增加汽车的排放。为了保护环境及维持良好的车况，请正确保养您的车辆。

3.1 User's daily maintenance 用户日常维护

Daily maintenance is an important work during use of vehicle. In order to keep the vehicle in good condition and to avoid unnecessary failures, the user should check the following items before and after driving the vehicle or driving it for a long distance.

日常维护保养是您在车辆使用过程中的一项重要工作，为了避免故障，使车辆保持良好的运行状况，您应该养成每日出车前后或长途驾驶前后进行检查的习惯：

Vehicle exterior checks 车外检查内容

Tire 轮胎:

- Inflation correctly
充气正确
- No crack in the wall or tire
侧壁或胎纹上没有裂缝, 也无异物

Wheel 车轮:

- No loose phenomenon of nut or bolt
螺母或螺栓无松动现象

Lights 车灯:

- Operate all lights, including headlamps, tail lights, turn lights, brake lights and fog lamps
操作所有车灯, 包括前照灯、尾灯、转向灯、制动灯和雾灯

Radiator 散热器:

- Check the radiator surface is attached to foreign matter or not

检查散热器表面是否附着异物

- Check the radiator tank cover function is normal or not
检查散热器水箱盖功能是否正常

Oil 油液:

- Check whether level of all the oil & liquid is correct
检查所有油液的液位是否正确

Windshield wipers 挡风玻璃刮水器:

- Check the condition of wiper arms and rubber plug
检查刮水器臂和橡胶插件的情况

Fan belt 风扇皮带:

- Check there is no loosen phenomenon of fan belt
检查风扇皮带的无松动现象

Fuel-water separator 油水分离器:

- Draw off the water 放水

Vehicle interior checks 车内检查内容

Start 启动:

- Check engine starting and noise is abnormal
检查发动机启动和噪声是否异常

Steering 转向:

- Check whether the steering wheel is too loose (gap)
检查方向盘是否过松（间隙）

Parking brake 驻车制动器:

- Check whether the stroke of parking brake lever is correct
检查驻车制动器操纵杆行程是否合适

Dashboard 仪表板:

- Check whether all dashboard instruments, control devices, switches and warning lights is normal operation
检查所有仪表板仪表、控制装置、开关和警告灯是否操作正常

Rearview mirror 后视镜:

- Ensure the reflecting surface of rearview mirrors are in good condition, clean and dust-free
确保后视镜的反射镜面状况良好，清洁无尘
- Check whether the rearview mirror can be easily adjusted
检查能否方便地调节所有后视镜

Horn 喇叭:

- Operate all horns
操作所有喇叭

Control device 控制装置:

- Check the stroke of brake and clutch pedal
检查制动器和离合器踏板的行程

3.2 Periodical maintenance specification 定期保养规范

➤ Maintenance under common driving conditions:

一般驾驶条件下的保养规范

Symbol description 符号说明:

●= check, if necessary, adjust or clean and replace 检查、必要时调整、清理、更换或添加 ▲= replace 更换 L=Lubricate 润滑
T= tighten as per the specified torques; (Mileages/Months, whichever comes first) 拧紧至规定扭矩（注：里程数或月数以先达到者为准）

Interval 间隔	Mileages (km) x 1000	5	10	20	30	40	50	60	70	80	90	100
Item 项目	Months	3	6	9	12	15	18	21	24	27	30	33
Engine 发动机	Engine oil, oil filter 机油、机油滤清器	▲		▲		▲		▲		▲		▲
	Air filter element 空气滤清器滤芯	●		●		▲		●		▲		●
	Fuel filter 燃油滤清器			▲		▲		▲		▲		▲
	Fuel-water separator 油水分离器	●		▲		▲		▲		▲		▲
	Belt (generator、A/C) 传动皮带（发电机/空调等）	●		●		●		●		●		●

Interval 间隔	Mileages (km) x 1000	5	10	20	30	40	50	60	70	80	90	100
Item 项目	Months	3	6	9	12	15	18	21	24	27	30	33
Engine 发动机	Coolant 冷却液	Change every two years 每两年更换一次										
	Fuel line and connection 燃油管路和连接	•		•		•		•		•		•
	Idling and accelerating function 怠速和加速性能	•		•		•		•		•		•
	Turbocharger 增压器	•		•		•		•		•		•
	Intercooler 中冷器	•		•		•		•		•		•
	EGR valve (If equipped) EGR 阀（如配置）			•		•		•		•		•
	Valve clearance 气门间隙									•		
	Air compressor 空压机	•		•		•		•		•		•

Interval 间隔	Mileages (km) x 1000	5	10	20	30	40	50	60	70	80	90	100
Item 项目	Months	3	6	9	12	15	18	21	24	27	30	33
	Air/ oil Separator(Maintenance-free) 油气分离器（免维护）	●		●		●		●		●		●
	Urea spray air / liquid separator(If equipped) 尿素喷射空/液分离器（如配置）							▲				
	Urea filter 尿素滤清器	Change every year or 100,000km (whichever comes first) 每年或 10 万公里更换（以先到者为准）										
Clutch 离合器	Clutch pedal free play 离合踏板自由行程	●		●		●		●		●		●
Transmission 变速器	Shift mechanism 换挡机构			●		●		●		●		●
	Transmission oil (LC conventional oil) 变速箱油（六齿普通油）			▲		▲		▲		▲		▲

Interval 间隔	Mileages (km) x 1000	5	10	20	30	40	50	60	70	80	90	100
Item 项目	Months	3	6	9	12	15	18	21	24	27	30	33
	Transmission oil (LCspecial oil for long distance) 变速箱油 (六齿长里程专用油)							▲				
	Transmission oil (ZF) 变速箱油 (ZF)	02B / 02H / ATF: 1 year / 180000 km; 02L / 02V: 2 year / 360000 km; 02E: 3 year / 540000 km										
Rear axle 后桥	Rear axle oil 后桥油			▲		▲		▲		▲		▲
	Breather plug 通气塞			●		●		●		●		●
Steering system 转向系统	Steering wheel steering clearance and regulating mechanism 方向盘转向间隙和调节机构	●		●		●		●		●		●
	Steering gear oil 动力转向油					▲				▲		
	Steering position limit bolt 转向限位螺栓	●		●		●		●		●		●

Interval 间隔	Mileages (km) x 1000	5	10	20	30	40	50	60	70	80	90	100
Item 项目	Months	3	6	9	12	15	18	21	24	27	30	33
	Leakage of steering system 转向系统泄露	●		●		●		●		●		●
	Slack and damage of steering system 转向系统松弛和损坏	●		●		●		●		●		●
	Working condition and sealability of steering gear, and tighten fixing bolt 检查转向器的工作状况和密封性，校紧各部紧固螺栓	●		●		●		●		●		●
Propeller shaft 传动轴	Universal joint, sliding sleeve, spline 万向节、滑套、花键					●				●		
	Propeller shaft dust cover 传动轴防尘罩			●		●		●		●		●
	Slack of propeller shaft bearing and related components 传动轴轴承和相关部件松动					●				●		

Interval 间隔	Mileages (km) x 1000	5	10	20	30	40	50	60	70	80	90	100
Item 项目	Months	3	6	9	12	15	18	21	24	27	30	33
	Looseness in propeller shaft bearing and related components 连接部件的松紧度			T		T		T		T		T
Brake system 制动系统	Brake pedal free play and brake functionality 制动踏板自由行程和制动功能	●		●		●		●		●		●
	Brake liquid 制动液					▲				▲		
	Clearance of front/rear braking drum (disk) 前后制动鼓（盘）间隙			●		●		●		●		●
	Brake cylinder (air brake) 制动缸（气制动）			●		●		●		●		●
	Leakage of brake system 制动系统泄露	●		●		●		●		●		●
	Air dryer (If equipped) 空气干燥器（如配置）			▲		▲		▲		▲		▲
	Brake shoe lining 制动衬片			●		●		●		●		●

Interval 间隔	Mileages (km) x 1000	5	10	20	30	40	50	60	70	80	90	100
Item 项目	Months	3	6	9	12	15	18	21	24	27	30	33
	Pipe and hose damages, slack of connecting parts 管路和软管损坏, 连接部件松弛			●		●		●		●		●
	Air reservoir tank(air brake) 储气筒(气制动)			●		●		●		●		●
Parking brake 驻车制动	Parking brake wire cable 驻车制动拉丝			●		●		●		●		●
	Parking brake function 驻车制动功能			●		●		●		●		●
	Handle play of parking brake 驻车制动手柄行程			●		●		●		●		●
	Brake drum 制动鼓					●				●		
	Parking manual valve(air brake) 驻车手控阀(气制动)			●		●		●		●		●
Suspension system 悬架系统	Leaf spring 叶片弹簧			●		●		●		●		●

Interval 间隔	Mileages (km) x 1000	5	10	20	30	40	50	60	70	80	90	100
Item 项目	Months	3	6	9	12	15	18	21	24	27	30	33
	Slack and damage of fixing parts 固定部件松弛和损坏			●		●		●		●		●
	Shock absorber 减震器	T		T		T		T		T		T
	Shock absorber leakage 减震器油泄露			●						●		
	Front and rear U bolts 前后骑马螺栓	T		T		T		T		T		T
Driving system 行驶系统	Tire (pressure and abrasion) 轮胎（压力&磨损）	●		●		●		●		●		●
	Rim 轮辋	●		●		●		●		●		●
	Wheel alignment 四轮定位					●				●		
	Tire inter-change 轮胎换位			▲		▲		▲		▲		▲
	Wheel bolt 车轮螺栓	T		T		T		T		T		T

Interval 间隔	Mileages (km) x 1000	5	10	20	30	40	50	60	70	80	90	100
Item 项目	Months	3	6	9	12	15	18	21	24	27	30	33
Electrical system 电器系统	Battery electrode 蓄电池电极接头	●		●		●		●		●		●
	Light/Horn/Wiper, etc. 灯光、喇叭、雨刮等	●		●		●		●		●		●
A/C system 空调系统	A/C filter strainer 空调滤网			●		●		●		●		●
Cabin 驾驶室	Cabin overturning mechanism 驾驶室翻转机构	●		●		●		●		●		●
Lubrication of important parts 重要零部件 润滑	Tie rod ball joints 横拉杆球头	L		L		L		L		L		L
	Straight pull rod ball joints 直拉杆球头	L		L		L		L		L		L
	Master pin 主销	L		L		L		L		L		L
	Leaf spring pin 板簧销	L		L		L		L		L		L
	Hub bearing 轮毂轴承	L		L		L		L		L		L

Interval 间隔	Mileages (km) x 1000	5	10	20	30	40	50	60	70	80	90	100
Item 项目	Months	3	6	9	12	15	18	21	24	27	30	33
	Separation bearing 分离轴承	L		L		L		L		L		L
	Drive shaft universal joints 传动轴万向节	L		L		L		L		L		L
	Transmission shaft middle bearing 传动轴中间轴承	L		L		L		L		L		L
	Drive shaft slip sleeve 传动轴滑套	L		L		L		L		L		L
	Brake gas chamber bracket (If equipped) 制动气室支架（如配置）	L		L		L		L		L		L
	Brake adjuster arm (If equipped) 制动调整臂（如配置）	L		L		L		L		L		L

➤ Maintenance under bad driving conditions 恶劣驾驶条件下的保养规范

If the vehicle used in any of the following conditions, some projects need the maintenance more often

如果车辆在以下任何条件下使用，有些项目需要更经常地保养维护

- Low quality of fuel or lubricant oil 燃油或润滑油品质较低
- Drive on dusty, sand or rough roads 在多尘、沙地或粗糙不平的道路上行驶
- Frequent idle running 频繁怠速
- Often drive under the condition of traffic jam or hotter weather 经常在交通拥堵的条件下或较热的天气下行驶
- Drive on the mountain or hill 在山地或丘陵行驶
- Drive as patrol cars, taxis 用作巡逻车、出租车
- Often drive under the condition of stop-and-go traffic 经常在走走停停的交通条件下使用

If the vehicle driving conditions are extremely bad, the maintenance specification depends on the specific situation 若车辆行驶工况极端恶劣，保养规范请视具体情况而定

Symbol description 符号说明:														
●= check, if necessary, adjust or clean and replace 检查、必要时调整、清理、更换或添加 ▲= replace 更换 L=Lubricate 润滑 T= tighten as per the specified torques; Mileages/Months (whichever comes first) 拧紧至规定扭矩（注：里程数或月数以先达到者为准）														
Interval 间隔	Mileages (km) x 1000	3	8	13	18	23	28	33	38	43	48	53	58	63
Item 项目	Months	3	6	9	12	15	18	21	24	27	30	33	36	39
Engine 发动机	Engine oil, oil filter 机油、机油滤清器	▲		▲		▲		▲		▲		▲		▲
	Air filter element 空气滤清器滤芯	●		●		▲		●		▲		●		▲

Interval 间隔	Mileages (km) x 1000	3	8	13	18	23	28	33	38	43	48	53	58	63
Item 项目	Months	3	6	9	12	15	18	21	24	27	30	33	36	39
Engine 发动机	Fuel filter 燃油滤清器			▲		▲		▲		▲		▲		▲
	Fuel-water separator 油水分离器	●		▲		▲		▲		▲		▲		▲
	Coolant 冷却液	Change every year 每年更换一次												
	Air/ oil Separator(Maint enance free) 油气分离器（免维护）	●		●		●		●		●		●		●
Chassis and body 底盘和 车身	Transmission oil (LC conventional oil) 变速箱油（六齿普通油）			▲		▲		▲		▲		▲		▲
	Transmission oil (LC special oil for long distance) 变速箱油（六齿长里程 专用油）							▲						▲

Interval 间隔	Mileages (km) x 1000	3	8	13	18	23	28	33	38	43	48	53	58	63
Item 项目	Months	3	6	9	12	15	18	21	24	27	30	33	36	39
	Transmission oil (ZF) 变速箱油 (ZF)	02B / 02H / ATF: 1 year / 120000 km; 02L / 02V: 2 year / 240000 km; 02E: 3 year / 360000 km												
	Rear axle oil 后桥油			▲		▲		▲		▲		▲		▲
	Breather plug 通气塞			●		●		●		●		●		●
	Steering gear oil 动力转向油					▲				▲				▲
	Brake liquid 制动液					▲				▲				▲
	Wheel bolt 车轮螺栓	T		T		T		T		T		T		T
	Air dryer (If equipped) 空气干燥器 (如配置)			▲		▲		▲		▲		▲		▲
	Brake shoe lining 制动衬片			●		●		●		●		●		●
	A/C filter strainer 空调滤网			●		●		●		●		●		●

3.3 Periodical Maintenance Record 定期保养记录

Periodical Maintenance record will be filled by JAC authorized service centers after every time of periodical maintenance. It will prove the necessary maintenance of your vehicle according to the regulation; it will also be one of the important evidence of the warranty of quality.

每完成一次定期保养，JAC 授权服务中心工作人员将填写《定期保养记录》，证明您的车辆已经根据规定完成了必要的保养，这也将成为您的车辆质量保修重要依据之一。

Maintenance Record 保养记录

Date 日期:

Mileage (km) 里程:

Maintenance Items 保养项目:

Service Center 服务中心:

Maintenance Personnel 保养人员:

The Next Maintenance Mileage
下次保养里程:

Maintenance Record 保养记录

Date 日期:

Mileage (km) 里程:

Maintenance Items 保养项目:

Service Center 服务中心:

Maintenance Personnel 保养人员:

The Next Maintenance Mileage
下次保养里程:

Maintenance Record 保养记录

Date 日期:

Mileage (km) 里程:

Maintenance Items 保养项目:

Service Center 服务中心:

Maintenance Personnel 保养人员:

The Next Maintenance Mileage
下次保养里程:

Maintenance Record 保养记录

Date 日期:

Mileage (km) 里程:

Maintenance Items 保养项目:

Service Center 服务中心:

Maintenance Personnel 保养人员:

The Next Maintenance Mileage
下次保养里程:

Maintenance Record 保养记录

Date 日期:

Mileage (km) 里程:

Maintenance Items 保养项目:

Service Center 服务中心:

Maintenance Personnel 保养人员:

The Next Maintenance Mileage
下次保养里程:

Maintenance Record 保养记录

Date 日期:

Mileage (km) 里程:

Maintenance Items 保养项目:

Service Center 服务中心:

Maintenance Personnel 保养人员:

The Next Maintenance Mileage
下次保养里程:

Maintenance Record 保养记录

Date 日期:

Mileage (km) 里程:

Maintenance Items 保养项目:

Service Center 服务中心:

Maintenance Personnel 保养人员:

The Next Maintenance Mileage
下次保养里程:

Maintenance Record 保养记录

Date 日期:

Mileage (km) 里程:

Maintenance Items 保养项目:

Service Center 服务中心:

Maintenance Personnel 保养人员:

The Next Maintenance Mileage
下次保养里程:

Maintenance Record 保养记录

Date 日期:

Mileage (km) 里程:

Maintenance Items 保养项目:

Service Center 服务中心:

Maintenance Personnel 保养人员:

The Next Maintenance Mileage
下次保养里程:

Maintenance Record 保养记录

Date 日期:

Mileage (km) 里程:

Maintenance Items 保养项目:

Service Center 服务中心:

Maintenance Personnel 保养人员:

The Next Maintenance Mileage
下次保养里程:

Maintenance Record 保养记录

Date 日期:

Mileage (km) 里程:

Maintenance Items 保养项目:

Service Center 服务中心:

Maintenance Personnel 保养人员:

The Next Maintenance Mileage
下次保养里程:

Maintenance Record 保养记录

Date 日期:

Mileage (km) 里程:

Maintenance Items 保养项目:

Service Center 服务中心:

Maintenance Personnel 保养人员:

The Next Maintenance Mileage
下次保养里程:

Maintenance Record 保养记录

Date 日期:

Mileage (km) 里程:

Maintenance Items 保养项目:

Service Center 服务中心:

Maintenance Personnel 保养人员:

The Next Maintenance Mileage
下次保养里程:

Maintenance Record 保养记录

Date 日期:

Mileage (km) 里程:

Maintenance Items 保养项目:

Service Center 服务中心:

Maintenance Personnel 保养人员:

The Next Maintenance Mileage
下次保养里程:

Maintenance Record 保养记录

Date 日期:

Mileage (km) 里程:

Maintenance Items 保养项目:

Service Center 服务中心:

Maintenance Personnel 保养人员:

The Next Maintenance Mileage
下次保养里程:

Maintenance Record 保养记录

Date 日期:

Mileage (km) 里程:

Maintenance Items 保养项目:

Service Center 服务中心:

Maintenance Personnel 保养人员:

The Next Maintenance Mileage
下次保养里程:

Maintenance Record 保养记录

Date 日期:

Mileage (km) 里程:

Maintenance Items 保养项目:

Service Center 服务中心:

Maintenance Personnel 保养人员:

The Next Maintenance Mileage
下次保养里程:

Maintenance Record 保养记录

Date 日期:

Mileage (km) 里程:

Maintenance Items 保养项目:

Service Center 服务中心:

Maintenance Personnel 保养人员:

The Next Maintenance Mileage
下次保养里程:

Maintenance Record 保养记录

Date 日期:

Mileage (km) 里程:

Maintenance Items 保养项目:

Service Center 服务中心:

Maintenance Personnel 保养人员:

The Next Maintenance Mileage
下次保养里程:

Maintenance Record 保养记录

Date 日期:

Mileage (km) 里程:

Maintenance Items 保养项目:

Service Center 服务中心:

Maintenance Personnel 保养人员:

The Next Maintenance Mileage
下次保养里程:

Maintenance Record 保养记录

Date 日期:

Mileage (km) 里程:

Maintenance Items 保养项目:

Service Center 服务中心:

Maintenance Personnel 保养人员:

The Next Maintenance Mileage
下次保养里程:

Maintenance Record 保养记录

Date 日期:

Mileage (km) 里程:

Maintenance Items 保养项目:

Service Center 服务中心:

Maintenance Personnel 保养人员:

The Next Maintenance Mileage
下次保养里程:

Maintenance Record 保养记录

Date 日期:

Mileage (km) 里程:

Maintenance Items 保养项目:













Service Center 服务中心:

Maintenance Personnel 保养人员:

The Next Maintenance Mileage
下次保养里程:

3.4 Recommended oil & liquid 推荐的油液

Use 用途	Liquid/Lubricant 液体/润滑剂										
Engine oil 发动机机油	<p>Euro III/IV engine, use API JAC CH-4 or higher quality class engine oil; Euro III/IV 排放的发动机, 选用 API JAC CH-4 级或以上质量等级的柴油机油;</p> <p>Note: The Vehicle equipped with DPF regenerating system should use the oil which is higher than level API JAC CJ-4 注: 配置 DPF 再生的车辆需使用 API JAC CJ-4 级或以上质量等级的柴油机油;</p> <p>According to environment temperature, use different viscosity grade engine oil: 根据环境温度, 选用不同粘度等级机油:</p> <table border="1"> <thead> <tr> <th>SAE viscosity grade SAE 粘度级别</th><th>Applicable environment temperature 适用的环境温度 (°C)</th></tr> </thead> <tbody> <tr> <td>10W-40/50 or 15W-40</td><td>-10°C~40°C</td></tr> <tr> <td>10W-30/40/50</td><td>-15°C~30°C</td></tr> <tr> <td>5W-40/50</td><td>-20°C~25°C</td></tr> <tr> <td>0W-40/50</td><td>-30°C~20°C</td></tr> </tbody> </table>	SAE viscosity grade SAE 粘度级别	Applicable environment temperature 适用的环境温度 (°C)	10W-40/50 or 15W-40	-10°C~40°C	10W-30/40/50	-15°C~30°C	5W-40/50	-20°C~25°C	0W-40/50	-30°C~20°C
SAE viscosity grade SAE 粘度级别	Applicable environment temperature 适用的环境温度 (°C)										
10W-40/50 or 15W-40	-10°C~40°C										
10W-30/40/50	-15°C~30°C										
5W-40/50	-20°C~25°C										
0W-40/50	-30°C~20°C										
Transmission oil 变速箱油	<p><input type="checkbox"/> LC transmission 六齿变速箱:</p> <p>Transmission with multi-cone synchronization: use SAE 75W/90, API JAC (GL-4) (Regardless of winter or summer); 多锥同步器的变速箱: 采用 SAE 75W/90, API JAC (GL-4) 齿轮油 (不分冬夏季);</p> <p>Except transmission with multi-cone synchronization, select according to environment</p>										

	<p>temperature 除多锥同步器变速箱外：根据环境温度选用：</p> <p>Lowest temperature-40℃～-26℃, use SAE 75W/90, API JAC GL-4 gear oil; 最低温度-40℃～-26℃，采用 SAE 75W/90，API JAC GL-4 齿轮油；</p> <p>Lowest temperature-26℃～-12℃, use SAE 80W/90, API JAC GL-4 gear oil; 最低温度-26℃～-12℃，采用 SAE 80W/90，API JAC GL-4 齿轮油；</p> <p>Lowest temperature>-12℃, use SAE 85W/90, API JAC GL-4 gear oil; 最低温度，采用 SAE 85W/90，API JAC GL-4 齿轮油；</p> <p><input type="checkbox"/> LC Transmission oil (special oil for long distance) 六齿变速箱油（长里程专用油） Use JSL T01 transmission oil, Model: 75W/85 GL-4 采用 JSL T01 润滑油，型号：75W/85 GL-4</p> <p><input type="checkbox"/> ZF transmission ZF 变速箱：</p> <table><tr><th>Lubricant classes</th><th>Oil type / SAE viscosity grade</th><th>Initial vehicle start-up at oil sump temperatures</th></tr><tr><td>ZF-Ecofluid M 02B / 02E / 02L / ATF</td><td>75W / 75W-80 / 75W-85 / 75W-90 / ATF</td><td>- 40℃ </td></tr><tr><td>02B / 02H / 02V</td><td>80W / 80W-85 / 80W-90</td><td>- 20℃ </td></tr><tr><td rowspan="2">02B / 02H</td><td>40, 85W-90, 90</td><td>0℃ </td></tr><tr><td>30</td><td>- 15℃ </td></tr></table>	Lubricant classes	Oil type / SAE viscosity grade	Initial vehicle start-up at oil sump temperatures	ZF-Ecofluid M 02B / 02E / 02L / ATF	75W / 75W-80 / 75W-85 / 75W-90 / ATF	- 40℃ 	02B / 02H / 02V	80W / 80W-85 / 80W-90	- 20℃ 	02B / 02H	40, 85W-90, 90	0℃ 	30	- 15℃ 
Lubricant classes	Oil type / SAE viscosity grade	Initial vehicle start-up at oil sump temperatures													
ZF-Ecofluid M 02B / 02E / 02L / ATF	75W / 75W-80 / 75W-85 / 75W-90 / ATF	- 40℃ 													
02B / 02H / 02V	80W / 80W-85 / 80W-90	- 20℃ 													
02B / 02H	40, 85W-90, 90	0℃ 													
	30	- 15℃ 													
Rear axle oil 后桥油	<p>Select according to environment temperature 根据环境温度选用：</p> <p>Lowest temperature -40℃～-26℃, use SAE 75W/90, API JAC GL-5 gear oil; 最低温度-40℃～-26℃，采用 SAE 75W/90，API JAC GL-5 齿轮油；</p> <p>Lowest temperature-26℃～-12℃, use SAE 80W/90, API JAC GL-5 gear oil; 最低温度-26℃～-12℃，采用 SAE 80W/90，API JAC GL-5 齿轮油；</p>														

	Lowest temperature $> -12^{\circ}\text{C}$, use SAE 85W/90, API JAC GL-5 gear oil; 最低温度 $> -12^{\circ}\text{C}$, 采用 SAE 85W/90, API JAC GL-5 齿轮油;
Engine coolant 发动机冷却液	High quality ethylene glycol antifreeze coolant 高品质乙二醇基防冻冷却液
A/C refrigerant 空调制冷剂	R134a
Refrigeration oil 冷冻油	Please refer to the compressor nameplate for annotation 请参考压缩机铭牌进行加注
Brake fluid 制动液	DOT4
Power steering fluid 动转油	ATF-DII
Urea solution 尿素	Urea solution of 32.5% concentration of nitrogen oxygen compound reducing agent (AUS 32) 氮氧化合物还原剂 32.5%浓度的尿素水溶液 (AUS 32)
Lubricating grease 润滑脂	Lithium base grease 锂基润滑脂

Caution: Please use the JAC specified oil & liquid or other oil & liquid higher than the specified standard.

注：请使用江淮汽车指定的油液或高于指定标准的油液。



ANHUI JIANGHUAI AUTOMOBILE GROUP CORP., LTD

安徽江淮汽车集团股份有限公司

Compiling 编制 Chopin.Wong (汪庆平)

Audit 审核 Sunny.Zhang (张云象)

Approve 批准 Robert.Li (李鹏)